







PATJ A R A D

DINAMICA POPULATIEI 2000-2006

LIMITE


-  TERITORIU NATIONAL
-  TERITORIU JUDETEAN
-  TERITORIU UNITATI ADMINISTRATIV-TERITORIALE DE BAZA


LOCALITATI

-  MUNICIPIU RESEDINTA DE JUDET
-  ORAS
-  SAT RESEDINTA DE COMUNA


GRUPAREA UNITATILOR ADMINISTRATIV-TERITORIALE DUPA DINAMICA POPULATIEI

CRESTERE


 5,1% - 10,7%


 2,1% - 5%


STAGNARE

 -2% - +2%

SCADERE

 (-2,1%) - (-5)%

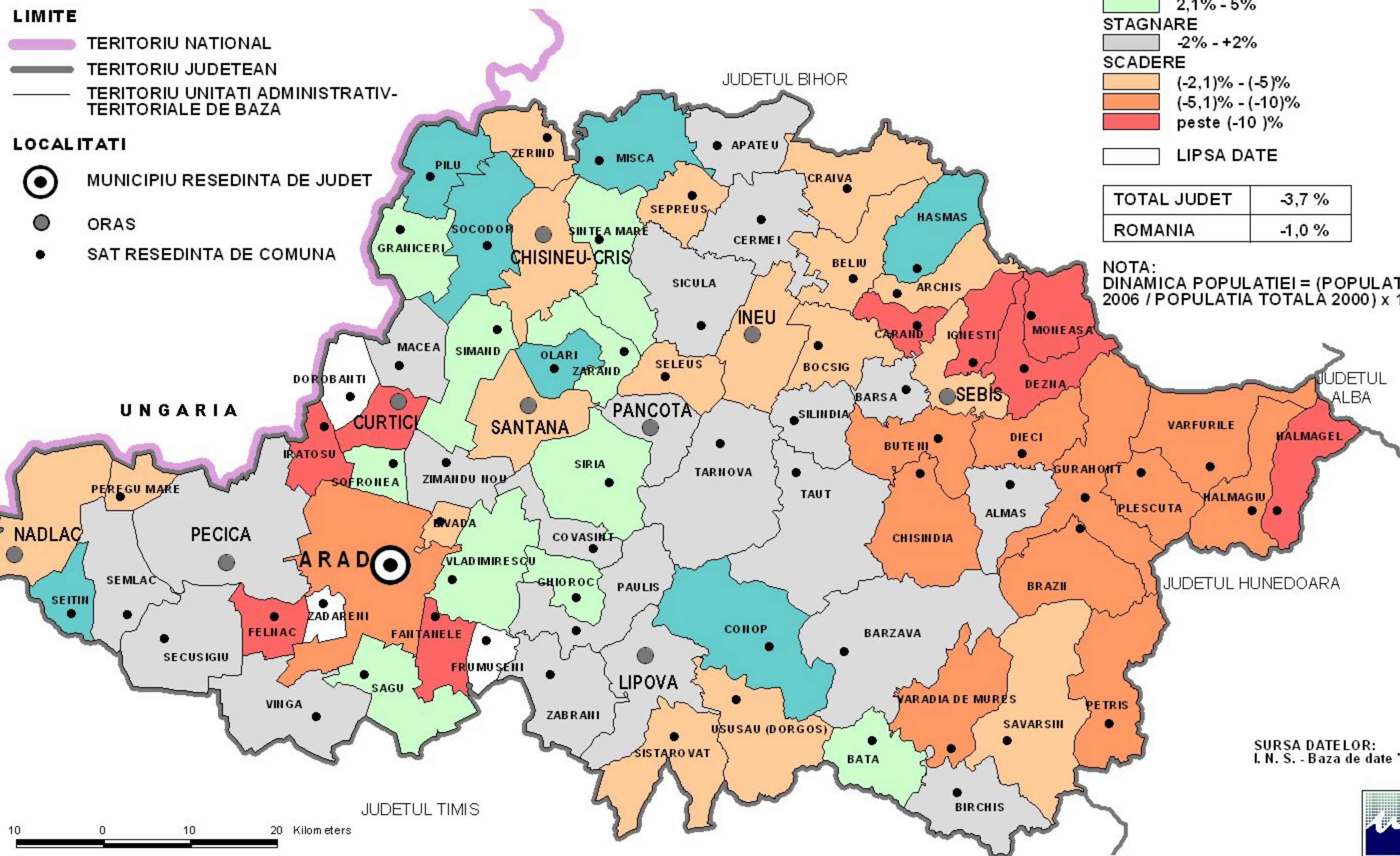
 (-5,1%) - (-10)%

 peste (-10)%


 LIPSA DATE

TOTAL JUDET	-3,7 %
ROMANIA	-1,0 %

NOTA:
DINAMICA POPULATIEI = (POPULATIA TOTALA 2006 / POPULATIA TOTALA 2000) x 100



SURSA DATELOR:
I. N. S. - Baza de date "TEMPO-On line"



PROIECT Nr.
6961 / F2
Cartograma
6